

Features

- Lead free as standard
- RoHS compliant*
- Protects up to 4 I/O ports
- Unidirectional configuration
- ESD protection > 40 KV
- Low capacitance: 15 pF

Applications

- Ethernet – 10/100 Base T
- Computer I/O ports – SCSI, FireWire & USB
- Set-top box protection
- Video cards

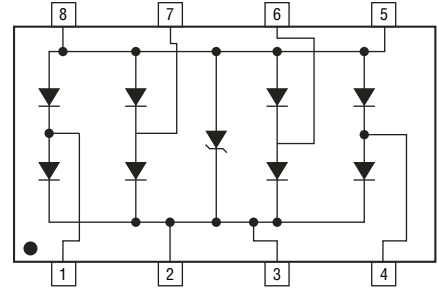
CDNS08-SRDAxx-4 Series - Steering Diode/TVS Array Combo

General Information

The markets of portable communications, computing and video equipment are challenging the semiconductor industry to develop increasingly smaller electronic components.

Bourns offers Steering Diode/Transient Voltage Suppressor Array combination diodes for surge and ESD protection applications in an 8 lead narrow body SOIC package size format. Bourns® Chip Diodes conform to JEDEC standards, are easy to handle on standard pick and place equipment and their flat configuration minimizes roll away.

The Bourns device will meet IEC 61000-4-2 (ESD), IEC 61000-4-4 (EFT) and IEC 61000-4-5 (Surge) requirements.



Electrical Characteristics (@ T_A = 25 °C Unless Otherwise Noted)

Parameter	Symbol	CDNS08-				Unit
		SRDA3.3-4	SRDA05-4	SRDA12-4	SRDA15-4	
Breakdown Voltage @ 1 mA	V _{BR}	4.0	6.0	13.3	16.7	V
Working Peak Voltage	V _{WM}	3.3	5.0	12.0	15.0	V
Maximum Clamping Voltage V _C @ I _p ¹	V _F	6.5	9.8	19.0	24.0	V
Maximum Clamping Voltage @ 8/20 μs V _C @ I _{pp} ¹	V _F	10.9 V @ 43 A	13.5 V @ 42 A	25.9 V @ 27 A	30.0 V @ 17 A	V
Maximum Leakage Current @ V _{WM}	I _D	125	20	1	1	μA
Maximum Cap Bidirectional @ 0 V, 1 MHz	C _{J(SD)}	15				pF
Peak Pulse Power (t _p = 8/20 μs) ²	P _{PP}	500				W
Maximum Forward Voltage @ 10 mA	V _F	1.1				V

Notes:

1. See Pulse Wave Form.
2. See Peak Pulse Power vs. Pulse Time.
3. Measured between pins 8 or 5 to 1, 2, 3, 4, 6 and 7.

Thermal Characteristics (@ T_A = 25 °C Unless Otherwise Noted)

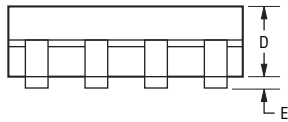
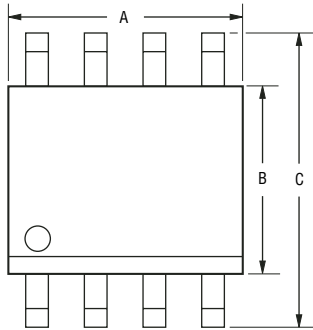
Parameter	Symbol	Max.	Unit
Operating Temperature	T _J	-55 to +150	°C
Storage Temperature	T _{STG}	-55 to +150	°C

CDNBS08-SRDaxx-4 Series - Steering Diode/TVS Array Combo



Product Dimensions

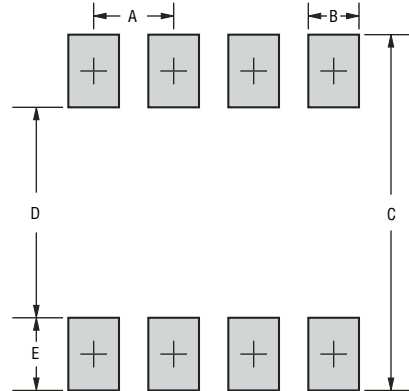
This is a molded JEDEC narrow body SO-8 package with lead free 100 % Sn plating on the lead frame. It weighs approximately 15 mg and has a flammability rating of UL 94V-0.



DIMENSIONS = $\frac{\text{MILLIMETERS}}{(\text{INCHES})}$

Dimensions	
A	$\frac{4.80 - 5.00}{(0.189 - 0.196)}$
B	$\frac{3.80 - 4.00}{(0.150 - 0.157)}$
C	$\frac{5.80 - 6.20}{(0.229 - 0.244)}$
D	$\frac{1.35 - 1.75}{(0.054 - 0.068)}$
E	$\frac{0.10 - 0.25}{(0.004 - 0.008)}$
F	$\frac{0.25 - 0.50}{(0.010 - 0.019)}$
G	$\frac{0.40 - 1.250}{(0.016 - 0.049)}$
H	$\frac{0.18 - 0.25}{(0.007 - 0.009)}$

Recommended Footprint



Dimensions	
A	$\frac{1.143 - 1.397}{(0.045 - 0.055)}$
B	$\frac{0.635 - 0.889}{(0.025 - 0.035)}$
C	$\frac{6.223}{(0.245)}$ Min.
D	$\frac{3.937 - 4.191}{(0.155 - 0.165)}$
E	$\frac{1.016 - 1.27}{(0.040 - 0.050)}$

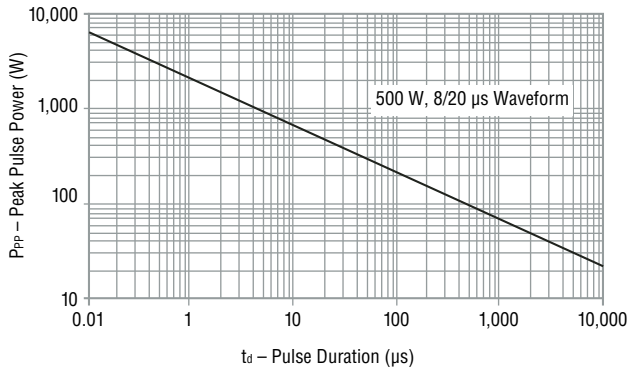
How To Order

CD NBS08 - SRDA 3.3 - 4

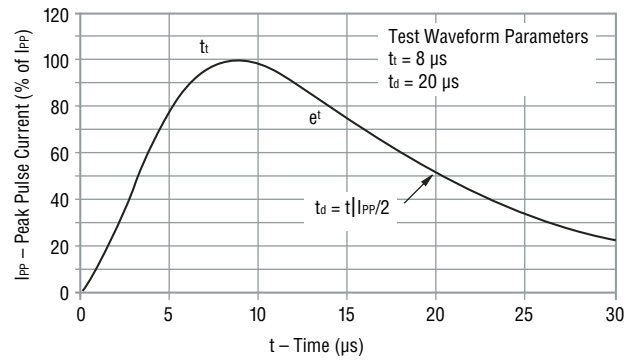
Common Code _____
 Chip Diode _____
 Package _____
 • NBS08 = Narrow Body SOIC8 Package
 Model _____
 SRDA = Steering/TVS Diode Array
 Working Peak Reverse Voltage _____
 3.3 = 3.3 V_{RWM} (Volts)
 Number of Protection Lines _____
 4 = 4 Lines

Performance Graphs

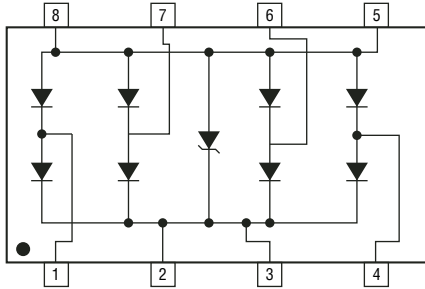
Peak Pulse Power vs Pulse Time



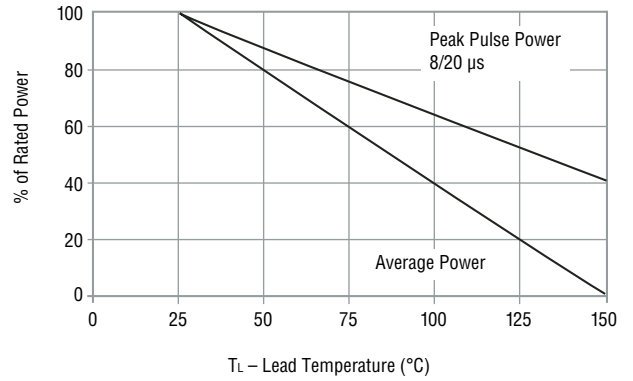
Pulse Wave Form



Block Diagram



Power Derating Curve



Device Pinout

Pin	Function
1	I/O 1
2	+V _{REF}
3	+V _{REF}
4	I/O 2
5	GND
6	I/O 3
7	I/O 4
8	GND

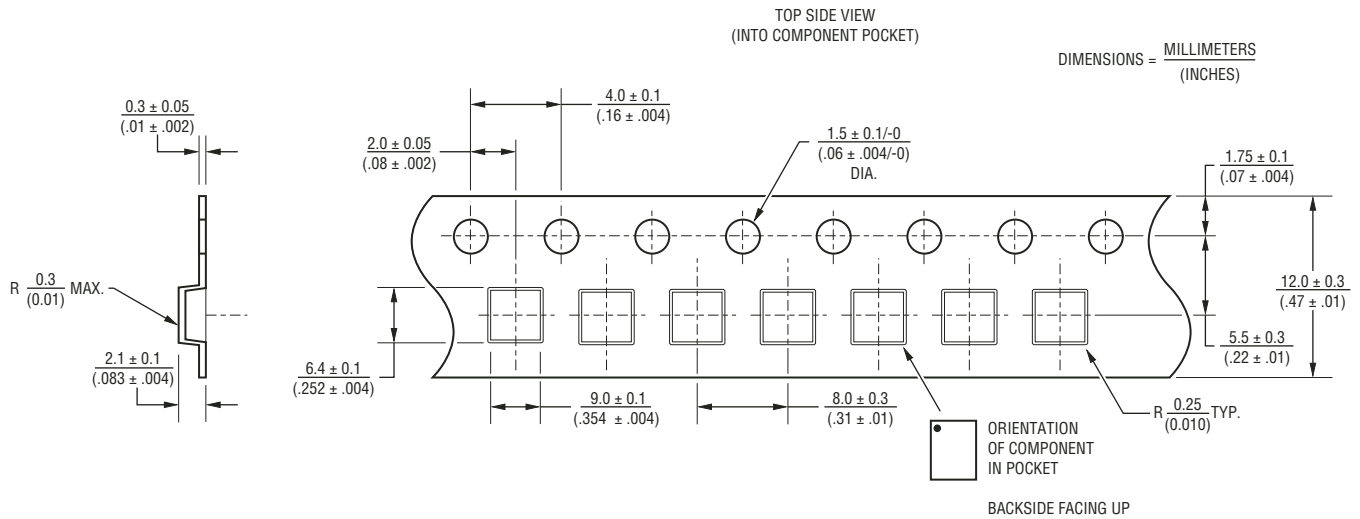
*RoHS Directive 2002/95/EC Jan 27 2003 including Annex Specifications are subject to change without notice. Customers should verify actual device performance in their specific applications.

CDNBS08-SRDAXX-4 Series - Steering Diode/TVS Array Combo

BOURNS®

Packaging

The surface mount product is packaged in a 12 mm x 8 mm Tape and Reel format per EIA-481 standard.



Reliable Electronic Solutions

Asia-Pacific:

Tel: +886-2 2562-4117 • Fax: +886-2 2562-4116

Europe:

Tel: +41-41 768 5555 • Fax: +41-41 768 5510

The Americas:

Tel: +1-951 781-5500 • Fax: +1-951 781-5700

www.bourns.com

REV. 12/07

*RoHS Directive 2002/95/EC Jan 27 2003 including Annex
Specifications are subject to change without notice.
Customers should verify actual device performance in their specific applications.